

# KANNUR UNIVERSITY



**GUIDELINE FOR PAYMENT OF EXAMINATION FEE  
THROUGH  
ONLINE SBI COLLECT PORTAL**

## PAYMENT THROUGH ONLINE SBI-COLLECT PORTAL

Step 1. Visit <https://www.onlinesbi.com/prelogin/icollecthome.htm> and Accept Terms and Conditions and click on Proceed



### DISCLAIMER CLAUSE

डिस्क्लेमर क्लॉज हिंदी में देखने हेतु यहाँ क्लिक करें.

[Click here](#) to view the disclaimer clause in Hindi.

### Terms Used:

- ▶ **Corporate Customer:** Firm/Company/Institution (F/C/I) collecting payment from their beneficiaries.
  - ▶ **User:** The beneficiary making a payment to F/C/I for the services/goods availed.
  - ▶ Bank shall not be responsible, in any way, for the quality or merchantability of any product/merchandise or any of the services related thereto, whatsoever, offered to the User by the Corporate Customer. Any disputes regarding the same or delivery of the Service or otherwise will be settled between Corporate Customer and the User and Bank shall not be a party to any such dispute. Any request for refund by the User on any grounds whatsoever should be taken up directly with the Corporate Customer and the Bank will not be concerned with such a request.
  - ▶ Bank takes no responsibility in respect of the services provided and User shall not be entitled to make any claim against the Bank for deficiency in the services provided by the Corporate Customer.
  - ▶ The User shall not publish, display, upload or transmit any information prohibited under Rule 3(2) of the Information Technology (Intermediaries guidelines) Rules, 2011.
  - ▶ In case of non-compliance of the terms and conditions of usage by the User, the Bank has the right to immediately terminate the access or usage rights of the User to the computer resource of the Bank and remove the non-compliant information.
- I have read and accepted the terms and conditions stated above.  
(Click Check Box to proceed for payment.)

Proceed



**Step 2. Select State of Corporate/Institution \* as Kerala and Type of Corporate/Institution \* as Educational Institutions and click GO**



### Step 3. Select Educational Institution Name as FINANCE OFFICER KANNUR UNIVERSITY

The screenshot shows the State Bank Group website interface. At the top, there is a navigation bar with "State Bank Group" and "Exit" options. Below this, there are tabs for "State Bank Collect", "State Bank MOPS", and "Pay EFTD". The main content area is titled "State Bank Collect" and includes a breadcrumb trail: "You are here: State Bank Collect > State Bank Collect". On the left, there is a sidebar menu with "State Bank Collect", "Report Remittance Form", and "Payment History". The main form area is titled "Select from Educational Institutions\*" and contains a dropdown menu with "FINANCE OFFICER KANNUR UNIVERSITY" selected. Below the dropdown are "Submit" and "Back" buttons. A note at the bottom of the form states: "Mandatory fields are marked with an asterisk (\*)". The footer includes "© Copyright OnlineSB" and "Privacy Statement | Disclaimer | Terms of Use".

### Step 4. Select the payment category

The screenshot shows the State Bank Group website interface for Step 4. The navigation bar and tabs are the same as in Step 3. The main content area is titled "State Bank Collect" and includes a breadcrumb trail: "You are here: State Bank Collect > State Bank Collect". On the left, there is a sidebar menu with "State Bank Collect", "Report Remittance Form", and "Payment History". The main form area displays the logo of Kannur University and the text: "FINANCE OFFICER KANNUR UNIVERSITY" and "KANNUR UNIVERSITY, KANNUR UNIVERSITY CAMPUS PO, THAVAKKARA KANNUR-670002, KANNUR-670002". Below this, there is a section titled "Provide details of payment" with a dropdown menu for "Select Payment Category\*". The dropdown menu is open, showing options: "Sixth Semester Degree Examination (Regular)" and "School of Distance Education (Regular)". A note at the bottom of the form states: "Mandatory fields are marked with an asterisk (\*)", "The payment structure document, if available", and "Data specified (if any) should be in the form". The footer includes "© Copyright OnlineSB" and "Privacy Statement | Disclaimer | Terms of Use".

## Step 5. Enter Register Number



State Bank Group

State Bank Collect | State Bank MOPS | PayEFD

You are here: State Bank Collect > State Bank Collect

State Bank Collect  
Reprint Remittance Form  
Payment History

28-Feb-2017 (11:20 AM IST)

**FINANCE OFFICER KANNUR UNIVERSITY**  
KANNUR UNIVERSITY, KANNUR UNIVERSITY CAMPUS PO, THAVARKARA KANNUR-670002, KANNUR-670002

Provide details of payment

Select Payment Category \* Sixth Semester Degree Examination (Regular)

Mandatory fields are marked with an asterisk (\*)

Enter Registration Number \*

Submit

> Mandatory fields are marked with an asterisk (\*)  
> The payment structure document if available will contain detailed instructions about the online payment process.

## Step 6. In the bottom portion of the page you have to fill

- Your Name
- Your Date of Birth
- Your Mobile Number

## Step 7. In the last box you have to fill the text against it and press Submit.



State Bank Group

State Bank Collect | State Bank MOPS | PayEFD

You are here: State Bank Collect > State Bank Collect

State Bank Collect  
Reprint Remittance Form  
Payment History

28-Feb-2017 (11:18 PM IST)

**FINANCE OFFICER KANNUR UNIVERSITY**  
KANNUR UNIVERSITY, KANNUR UNIVERSITY CAMPUS PO, THAVARKARA KANNUR-670002, KANNUR-670002

Provide details of payment

Select Payment Category \* Sixth Semester Degree Examination (Regular)

Register No. \* ON14RCART1

Name \* MUHAMMAD AEDAN MUSTAFAMADAM M

Date of Birth \* 06/06/80

College \* Sriek Nanyana College Thattala

Course \* BCA

Exam Fees \* 1515

HOD \* 103-803 4

Amount \* 1515

Remarks

Please enter your Name, Date of Birth & Mobile Number. This is required to reprint your receipt (remittance/PDF) form, if the need arises.

Name \*

Date of Birth \*

Mobile Number \*

Enter Printed text to shown in the image \*

3F21B

Submit Print PDF

> Mandatory fields are marked with an asterisk (\*)  
> The payment structure document if available will contain detailed instructions about the online payment process.  
> Date specified (if any) should be in the format of 'ddmmyyy', eg. 00002008

**Step 8.** Next screen will be a preview showing payment details



State Bank Group

State Bank Collect State Bank MOPS Pay/EPFO

You are here: State Bank Collect > State Bank Collect

State Bank Collect 13-Feb-2017 (11:38 AM IST)

























Verify details and confirm this transaction

Educational Institution Name	FINANCE OFFICER KANNUR UNIVERSITY
Category	School of Distance Education (Regular)
Register No.	SK/14AEC008
Name	NMVA P
Date of Birth	30/05/1995
College	Govt. College Kasargod Kasargod
Course	Economics
Exam Fees	1165
HOA	103-002 a
Amount	1165
Total Amount	INR 1,165.00
Remarks	

> Please ensure that you are making the payment to the correct payee.

**Step 9.** If all the details are correct **Press Submit** and **Proceed** further. If there is any corrections to be made **Press Cancel**. You will be taken to first screen and enter the details again.

When you click on '**Submit**' button, you will be taken to a screen as follows, which shows you about different modes of payment and bank charges. Click on the link through which you wish to make payment and proceed further.

NET BANKING	CARD PAYMENTS
<p> <b>State Bank of India</b> <i>With you - all the way</i> Bank Charges: 11.5 </p>	<p>This payment mode is not available between 23:30 hours IST and 00:30 hours IST</p>
<p> <b>State Bank of Bikaner and Jaipur</b> <i>The Best with a smile</i> Bank Charges: 11.5 </p>	
<p> <b>State Bank of Hyderabad</b> <i>Your City Always Bank on Us</i> Bank Charges: 11.5 </p>	<p> <b>State Bank ATM-cum-Debit Card</b> Bank Charges: Rs 11.5 </p>
<p> <b>State Bank of Mysore</b> <i>Working for a better tomorrow</i> Bank Charges: 11.5 </p>	<p> <b>Other Banks Debit Cards</b> Bank Charges: Rs 6.71 </p>
<p> <b>State Bank of Patiala</b> <i>Bank for Everyone Every Day of the Year</i> Bank Charges: 11.5 </p>	<p> <b>Credit Cards</b> Bank Charges: Rs 12.65 </p>
<p> <b>State Bank of Travancore</b> <i>A Long Tradition of Trust</i> Bank Charges: 11.5 </p>	OTHER PAYMENT MODES
<p> <b>Other Banks Internet Banking</b> Bank Charges: 17.25 </p>	<p> <b>SBI BRANCH</b> Bank Charges: Rs 58.0 </p>
	<p> <b>Buddy</b> Bank Charges: Rs 5.75 </p>

**Step 10.** After completion of payment you will get a **Transaction ID (SBI Collect Reference Number or DU Number)**, please do not forget to save Transaction ID for future use.

**Step 11:** After successful payment of fees go to

<https://www.onlinesbi.com/prelogin/suvidharemittanceform.htm> for generation e-receipt



State Bank Group

State Bank Collect State Bank MOPS PayEPFO

You are here: State Bank Collect > Payment History

State Bank Collect 13-Feb-2017 [12:55 PM IST]

Select a date range to view details of previous payments (OR)

Date of Birth \*  (Date provided at the time of making payment)

Mobile Number \*  (Mobile Number provided at the time of making payment)

Start Date \*

End Date \*

Enter the INB Reference Number (Starting with 'DU') & DOB/Mobile Number to view a specific payment

DU Reference Number \*  (As appearing in your pass book/statement in the narration pertaining to the transaction)

Date of Birth \*  (Date provided at the time of making payment)

(OR)

Mobile Number \*  (Mobile Number provided at the time of making payment)

Enter the text as shown in the image \*

> Mandatory fields are marked with an asterisk (\*)  
> Date range cannot exceed one year

**Step 12:** E-receipt can be generated from above website by providing **DU Number** (Transaction ID) and either **DOB** of the applicant or **Mobile number** of applicant

**Step13:** E-Receipt can be generated from the below screen

State Bank Group

State Bank Collect State Bank MOPS PayEPFO

You are here: State Bank Collect > Payment History

State Bank Collect 13-Feb-2017 [02:43 PM IST]

State Bank Collect payment history for the reference number:DU62086470

Reference Number	Institution Name	Amount	Transaction Date	Status	Action
DU62086470	FINANCE OFFICER KANNUR UNIVERSITY	1.00	03-02-2017	PAID	<a href="#">Print</a>

© Copyright 2012/13 | Privacy | Helpdesk | Disclaimers | Terms of Use



